

**UNITED STATES
SECURITIES AND EXCHANGE COMMISSION**
Washington, D.C. 20549

FORM 8-K

CURRENT REPORT

Pursuant to Section 13 or 15(d) of The Securities Exchange Act of 1934

Date of Report (Date of Earliest Event Reported): **April 16, 2026**

Pulse Biosciences, Inc.

(Exact Name of Registrant as Specified in Its Charter)

Delaware
(State or Other Jurisdiction
of Incorporation)

001-37744
(Commission
File Number)

46-5696597
(IRS Employer
Identification No.)

601 Brickell Key Drive, Suite 1080

Miami, Florida 33131

(Address of Principal Executive Offices) (Zip Code)

510-906-4600

(Registrant's Telephone Number, Including Area Code)

Not Applicable

(Former Name or Former Address, If Changed Since Last Report)

Check the appropriate box below if the Form 8-K filing is intended to simultaneously satisfy the filing obligation of the registrant under any of the following provisions (*see* General Instruction A.2. below):

- Written communications pursuant to Rule 425 under the Securities Act (17 CFR 230.425)
- Soliciting material pursuant to Rule 14a-12 under the Exchange Act (17 CFR 240.14a-12)
- Pre-commencement communications pursuant to Rule 14d-2(b) under the Exchange Act (17 CFR 240.14d-2(b))
- Pre-commencement communications pursuant to Rule 13e-4(c) under the Exchange Act (17 CFR 240.13e-4(c))

Securities registered pursuant to Section 12(b) of the Act:

Title of Each Class	Trading Symbol(s)	Name of Each Exchange on Which Registered
Common stock, \$0.001 par value per share	PLSE	The Nasdaq Stock Market

Indicate by check mark whether the registrant is an emerging growth company as defined in Rule 405 of the Securities Act of 1933 (§230.405 of this chapter) or Rule 12b-2 of the Securities Exchange Act of 1934 (§240.12b-2 of this chapter).

Emerging growth company

If an emerging growth company, indicate by check mark if the registrant has elected not to use the extended transition period for complying with any new or revised financial accounting standards provided pursuant to Section 13(a) of the Exchange Act.

Item 7.01 Regulation FD Disclosure.

On April 16, 2026, Pulse Biosciences, Inc., a Delaware corporation (the “Company”), posted an updated investor presentation on its website. The updated investor presentation (the “Investor Deck”) discloses, among other things, new details about the Company’s pivotal clinical study of its nsPFA Cardiac Catheter to treat atrial fibrillation, a description of the Company’s next generation nPulse cardiac catheter under development, and a summary of the Company’s 2026 corporate goals in electrophysiology, cardiac surgery and soft tissue ablation. The Company expects to use this updated investor presentation, either in whole or in part, and possibly with modifications, in connection with presentations to investors, analysts and others. A copy of the Investor Deck is attached hereto as Exhibit 99.1 and incorporated by reference in this Item 7.01. The Investor Deck is also available on the Company’s website at www.pulsebiosciences.com under “Investors.”

Except for the Investor Deck, information contained on, or accessible through, the Company’s website is not a part of, and is not incorporated by reference in, this Current Report on Form 8-K. The information contained in the Investor Deck itself is summary information only and it contains forward looking statements that are subject to risks and uncertainties, including those set forth in the Company’s filings with the U.S. Securities and Exchange Commission. Also, the information in the Investor Deck is as of April 2026, and the Company undertakes no obligation to publicly update or revise the information contained in the Investor Deck or this Item 7.01, except as required by law, although it made do so from time to time.

The information contained in Item 7.01 to this Current Report on Form 8-K and Exhibit 99.1 attached hereto shall not be deemed “filed” for purposes of Section 18 of the Securities Exchange Act of 1934, as amended (the “Exchange Act”), or otherwise subject to the liabilities of that section, nor shall it be deemed incorporated by reference in any filing by the Company under the Securities Act of 1933, as amended, or the Exchange Act, unless expressly stated otherwise.

Item 9.01 Financial Statements and Exhibits.

(d) Exhibits

<u>Exhibit Number</u>	<u>Description</u>
99.1	Investor Deck, dated April 16, 2026
104	Cover Page Interactive Data File (embedded within the Inline XBRL document)

SIGNATURE

Pursuant to the requirements of the Securities Exchange Act of 1934, the registrant has duly caused this report to be signed on its behalf by the undersigned, thereunto duly authorized.

PULSE BIOSCIENCES, INC.

Date: April 16, 2026

By: /s/ Jon Skinner
Jon Skinner
Chief Financial Officer
(Principal Financial Officer)



Pulse Biosciences®



Corporate Overview

April 2026

Forward Looking Statements

All statements in this presentation that are not historical are forward-looking statements, including, among other things, statements relating to the effectiveness of the Company's Nanosecond Pulsed Field Ablation (nsPFA) technology and nPulse™ System to non-thermally clear cells while sparing adjacent non-cellular tissue, statements concerning the Company's expected product development efforts and future clinical studies and regulatory submissions, whether with the U.S. FDA or otherwise, statements concerning whether any clinical study will show that the Company's novel nsPFA mechanism of action will deliver fast and precise ablations in cardiac tissue, statements concerning market opportunities, customer adoption and future use of any nsPFA technologies to address a range of conditions such as atrial fibrillation, statements concerning early clinical successes and whether they are predictive of the safety and efficacy of any medical device such as the nsPFA Cardiac Surgery System or the nsPFA Percutaneous Electrode System, Pulse Biosciences' expectations, whether stated or implied, regarding whether the Company's nsPFA technology will become a disruptive, superior and durable treatment option for treating benign thyroid nodules, atrial fibrillation or any other medical condition, and other future events. These statements are not historical facts but rather are based on Pulse Biosciences' current expectations, estimates, and projections regarding Pulse Biosciences' business, operations and other similar or related factors. Words such as "may," "will," "could," "would," "should," "anticipate," "predict," "potential," "continue," "expects," "intends," "plans," "projects," "believes," "estimates," and other similar or related expressions are used to identify these forward-looking statements, although not all forward-looking statements contain these words. You should not place undue reliance on forward-looking statements because they involve known and unknown risks, uncertainties, and assumptions that are difficult or impossible to predict and, in some cases, beyond Pulse Biosciences' control. Actual results may differ materially from those in the forward-looking statements as a result of a number of factors, including those described in Pulse Biosciences' filings with the U.S. Securities and Exchange Commission. Pulse Biosciences undertakes no obligation to revise or update information in this presentation to reflect events or circumstances in the future, even if new information becomes available.

This presentation and any documents incorporated by reference may contain market data that we obtain from industry sources. These sources do not guarantee the accuracy or completeness of the information. Although we believe that our industry sources are reliable, we do not independently verify the information. The market data may also include projections that are based on other projections. While we believe these assumptions and projections are reasonable and sound, as of the date hereof, actual results may differ from these projections.

Our Mission

To build a viable Company that designs, produces, and commercializes nanopulse technology to improve and extend the lives of patients.

To solve the needs of patients, physicians, and healthcare providers with high quality and high reliability products and services, developed in accordance with rigorous scientific, engineering, and clinical standards.

We exist to make a positive difference in the lives of patients, physicians, healthcare providers, shareholders, and our Pulse Biosciences team members.

Experienced Technologists, Operators and Clinicians From Proven Leadership Team



Paul LaViolette
Chief Executive Officer
Co-Chairman of the Board



Darrin Uecker
Chief Technology Officer
Director



Jon Skinner
Chief Financial Officer



Liane Teplitsky
Chief Operating Officer



Renowned Scientific Expertise



Dr. Niv Ad
Chief Science Officer,
Cardiac Surgery Adventist HealthCare



Dr. David Kenigsberg
Chief Medical Officer,
Electrophysiology HCA Florida Healthcare



Dr. Gan Dunnington
Chief Medical Officer,
Cardiac Surgery AdventistHealth

Established Board of Directors



Robert (Bob) W. Duggan
Co-Chairman of the
Board of Directors



**Dr. Mahkam "Maky"
Zanganeh, MBA**
Director



Manmeet S. Soni
Director



**Richard
van den Broek**
Director



Maria Sainz
Director



©2020 Pulse Biosciences, Inc. All rights reserved.

Financial & Strategic Snapshot

- **Balance sheet as of 12/31/2025**
 - Cash and cash equivalents balance of \$80.7mm
 - No debt
 - Cash used in operating activities of \$54.1mm in 2025
 - Cash burn increasing: Strategic Capital to support significant clinical opportunities (\$14.8mm of cash used in operating activities in 4Q25)
 - 4Q25 revenue totaled \$264k
- **Strengthen focus on EP cardio ablation product and clinical development following unprecedented clinical outcomes data in large EU feasibility study.**

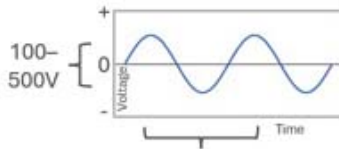


**~75%
Insider
Ownership**

The Nanosecond PFA Advantage – Novel Mechanism, Deeper Ablation


A more energy-efficient ablation mechanism, enabling larger, deeper, faster, and safer ablations

Thermal



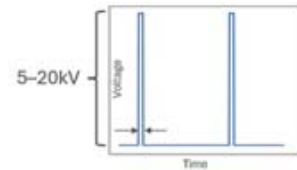
- High Thermal Energy
- Point to point ablation
- Destroys all tissue
- Thermal spread risk

First Gen PFA



- Long-duration weak pulses physically destroy cell membranes
- Thermal risk must be mitigated with small electrodes and irrigation
- Stacking and rotating techniques required due to thermal risk and shallow lesions and require cooling of treated tissue

nsPFA



- Ultrashort strong pulses can deeply penetrate cells triggering regulated cell death
- Large footprint electrodes create circumferential, deep ablations
- No stacking required due to no thermal risk

Pioneering nPulse™ Technology

PATENT PORTFOLIO

250+

Globally owned or licensed

Generator and System Configuration

Methods Across Disease and Conditions

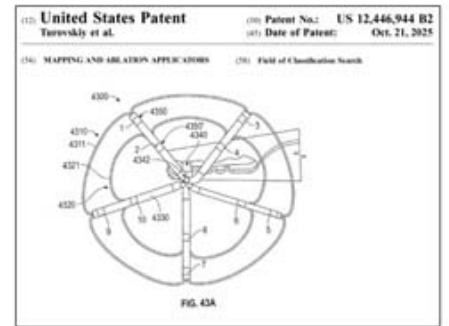
Portfolio Coverage

Applicators and End Effectors (Disposable Devices)

System Accessories

Creating broad and in-depth IP portfolio to effectively own the Nanosecond PFA space

Covering nPulse energy from end-to-end, from generator to electrodes, designed for ultra-short high-energy pulses



EP Market Opportunity AF Ablation

+\$3.0B¹ U.S. Addressable
Annual Market

Drivers for Pulse in the EP AF Ablation Market

- Drop-in workflow replacement
- Speed + efficiency over all prior PFA devices
- Enhanced lesion quality
- Elevated safety



nPulse™ technology upends the EP market with a differentiated energy and novel design with significant patent protection beyond 2040

Market growing at

**10–15%
CAGR**¹



Global Atrial
Fibrillation (AF)
Disease State:

>\$8B²

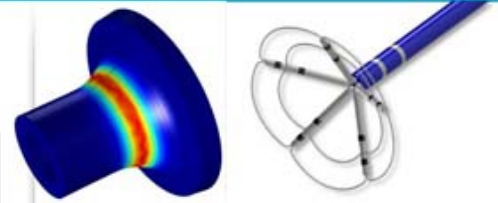
Electrophysiology Market

Front line clearance and adoption would add significantly

~1.9M³

U.S. patients
diagnosed with AF
annually

nsPFA Unlocks New Potential in EP



LESION QUALITY

- Single circumferential lesion – no rotation
- Lesion depth
- Transmurality
- True non-thermal MOA



SPEED

- Fewer, faster applications
- Total PVI speed unmatched
- Total procedure time reduced
- No ablation stacking required



WORKFLOW

- Map and ablate – single catheter
- Conscious sedation potential; de minimis muscle stimulation
- ASC site-of-care



EFFICACY

- Durability
- 6-month
 - 12-month
 - more

- NANOPULSE-AF IDE approval
- Expect to fully enroll IDE in 2026
- 165+ patient EU multi-center feasibility study



Enrolled first patients in IDE in Q2 2026

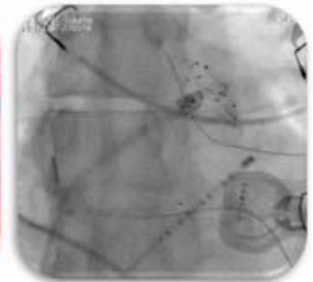
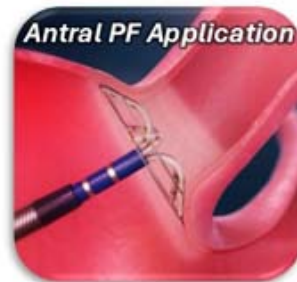
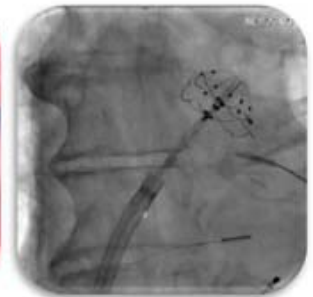
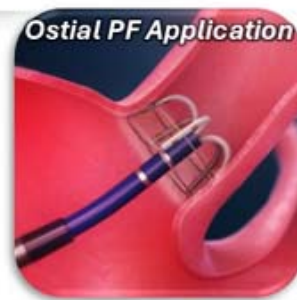
nsPFA Catheter Pulmonary Vein Isolation Workflow

- **Two Applications per Pulmonary Vein**

- Single ostial application
- Single antral application

- **Depending on Anatomy**

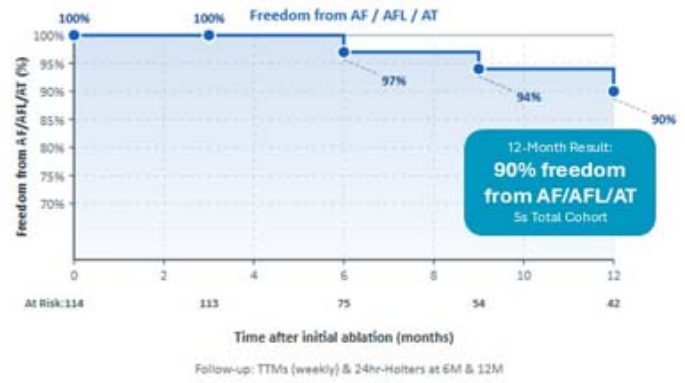
- Single anterior carina applications on each side
- Potential additional right-sided lesions on the Pulmonary Vein anterior aspect



nsPFA FIH Trial: Procedure Time and Freedom AF/AFL/AT Success Rate

Metric	Total Population (n=150)	5s Total Cohort (n=114)	5s PVI + PWI (n=63)
PATIENT & PROCEDURE OVERVIEW			
# of Subjects	150	114	63
Procedure Time (mins)	65 ± 27	65 ± 28	55 ± 31
LA Dwell Time (mins)	21.3 ± 13.5	21.0 ± 13.3	20.8 ± 12.7
Fluoroscopy Time (mins)	8.9 ± 5.4	9.8 ± 5.8	11.6 ± 6.3
Avg # Applications	15.9 ± 4.9	16.1 ± 5.2 (12.8 ± 2.5)*	17.6 ± 3.5
ACUTE & 3-MONTH OUTCOMES			
Acute PVI Success, %	100%	100%	100%
# Subjects Completing EAM at 3M	135	99	43
3M PVI Success / Vein, %	89% (469/529)	92% (356/387)	94% (158/168)
3M PVI Success / Patient, %	80% (108/135)	87% (86/99)	88% (38/43)
6M & 12M HOLTER MONITORING			
6M Procedure Success by Holter, %	98.1% (104/106)	100% (75/75)	100% (32/32)
12M Procedure Success by Holter, %	94.0% (63/67)	95.7% (45/47)	100% (23/23)

* PV ablations only | EAM = Electroanatomic Mapping | PVI = Pulmonary Vein Isolation | PWI = Posterior Wall Isolation
AF = Atrial Fibrillation | AFL = Atrial Flutter | AT = Atrial Tachycardia



Clinical Roadmap

- Additional data - accepted as late breaking data trial presentation at Heart Rhythm Society 2026
- Expanding protocol - supplementing EU Feasibility Study

Strategic Alignment to Accelerate Cardiac Catheter Program

European feasibility data demonstrates a clear potential to change clinical practice for millions of patients. Updated capital allocation plan assigns highest priority to EP with more concentrated R&D and clinical investment directed to the nPulse Cardiac Catheter System.

Accelerate IDE Enrollment

Single arm study, comparable to the EU feasibility study protocol with already validated clinical outcomes, providing confidence for accelerated enrollment

Expand Clinical Evidence

Building on encouraging first-in human feasibility data exploring additional indications and system benefits

Expedite Next Gen Catheter Development

Accelerating R&D initiatives to advancing focal catheter development and EP pipeline

NANOPULSE-AF IDE Pivotal Study

Study Overview

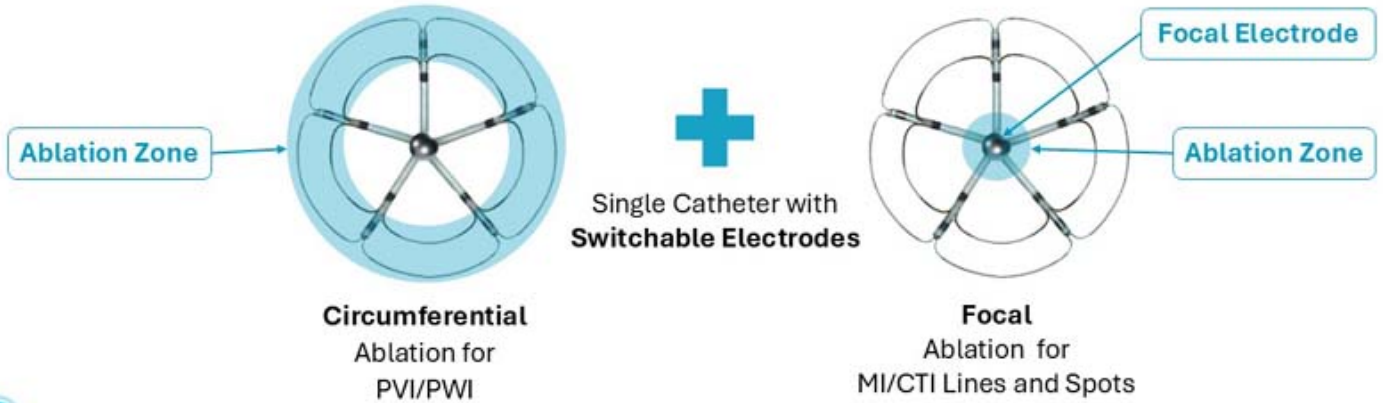
Target enrollment	~215 patients
Clinical sites	Up to 30
First patients enrolled	2Q26
Enrollment target	FY 2026
Primary endpoints	6- and 12-months post-ablation procedural success and safety outcomes



Status: initial patients treated –
7 in one day from a single, first-time-user operator

Next Gen nPulse Cardiac Catheter – Development Stage

- Enables Single Catheter Workflow: building on the platform to enable Pulmonary Vein Isolation / Posterior Wall Isolation and Mitral Isthmus / Cavotricuspid Isthmus lines with switchable electrodes
- Combines the circumferential rings with a large focal electrode, either can be used through simple switching



Multiple High Impact Opportunities Beyond EP

Opportunity for expansion into multiple markets with billion dollar plus TAMs



Cardiac Surgery

Status

- Clinical Validation
- NANOCLAMP-AF Pivotal Study Enrolling

U.S. Addressable Annual Market

\$1.8B^{4,5}

Global Potential Market

\$6.0B^{4,5}

Thyroid Application in Soft Tissue Ablation

- Market Development
- PRECISE-BTN Study Enrolling
- Limited Commercialization in Progress

To Be Determined

Interventional Oncology and MIS

Multiple pipeline applications

- MD Anderson Thyroid Cancer Studies

Multiple Billion Dollar Markets

2026 Plans

Electrophysiology

- Clear safety, speed, workflow, and durability evidence continues to expand
- Industry leading efficacy evidence continues to evolve
- Complete NANOPULSE AF IDE enrollment
- Continued release of clinical data (Heart Rhythm Society 2026)
- Progression of Next Generation Catheter program always in motion

Cardiac Surgery

- Clinical Validation:
 - Complete NANOCLAMP AF IDE enrollment
 - CE Mark submission
 - Continued release of clinical data supporting best in class and first in class

Soft Tissue Ablation

- Market Development:
 - Limited commercial release
 - Outcomes data, North American Society for Interventional Thyroidology in March 2026
 - Complete enrollment – PRECISE BTN (next few months) and thyroid cancer study

Summary



Novel nPulse™ Energy

- Unique Mechanism of Action
- Patent protected
- Nonthermal



IP 250+ Owned or Licensed Patents

- Pulse effectively owns the Nanosecond PFA Space



Clinical evidence

- Mounting and superior
- Paradigm shifting care



EP Durability Data

- 96% procedure success - 12 months
- 90% freedom from atrial arrhythmias - 12 months



Target Market Values

- +\$3B U.S. annual addressable market in EP
- Additional opportunities with +\$1B markets



Portfolio of future indications

- Cardiac Surgery, Soft Tissue Ablation, MIS and Int. Oncology



U.S. clinical studies

- 2 pivotal IDE studies underway
- Measurable milestones



Balance sheet

- Cash balance of \$80.7mm as of 12/31/2025

Citations

- 1) Clarivate – US EP Market Report. Data on File.
- 2) Company filings, BofA Global Research. Revenue is BofA estimate from BofA Global Research Market Report. Data on File.
- 3) Joglar et al J.A.C.C. V O L . 8 3 , N O . 1 , 2 0 2 4 2023 Guideline for the Diagnosis and Management of Atrial Fibrillation J A N U A R Y 2 / 9 , 2 0 2 4 : 1 0 9 – 2 7 9 1 1 6 (Linear Interpolation)
- 4) Global Cardiac Surgical Volume and Gaps: Trends, Targets, and Way Forward. Annals of Thoracic Surgery. 2023, ISSN 2772-9931, <https://doi.org/10.1016/j.atsr.2023.11.019>.
- 5) Cardiac Surgery at Mayo Clinic—A 70th Anniversary Celebration - [https://www.mayoclinicproceedings.org/article/S0025-6196\(25\)00560-9/fulltext](https://www.mayoclinicproceedings.org/article/S0025-6196(25)00560-9/fulltext)